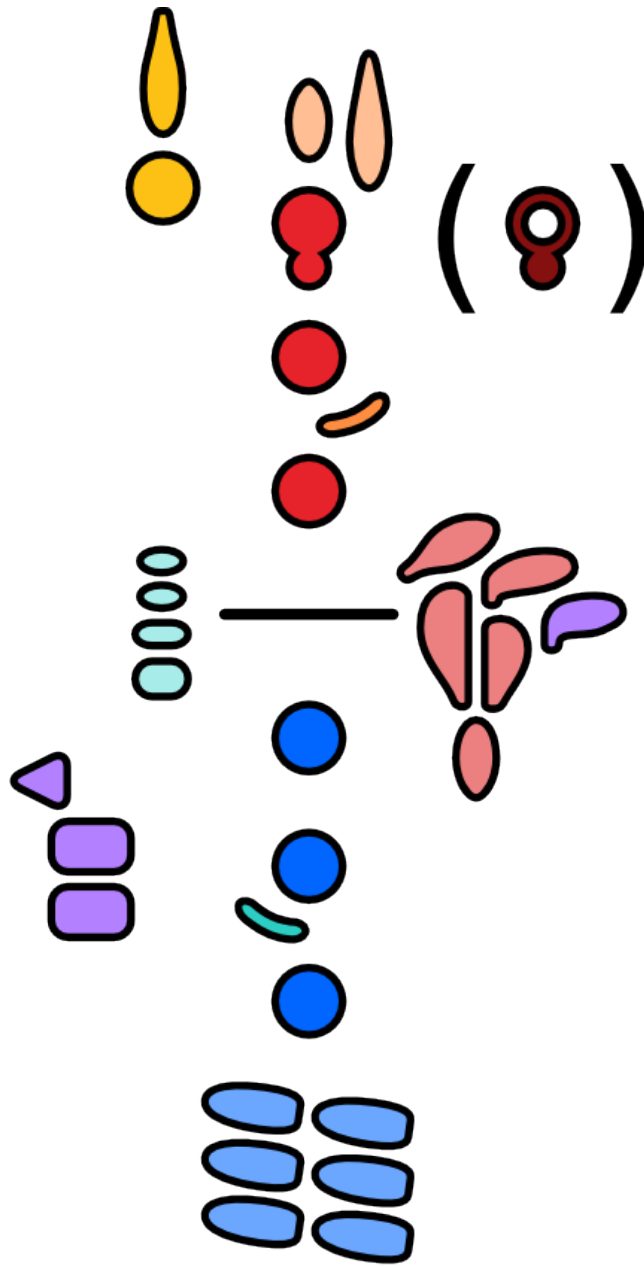
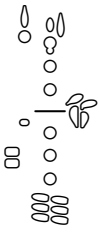
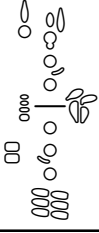
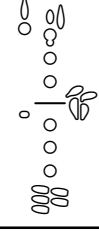
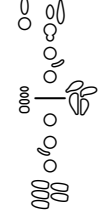


# Legni Clarinet Bass

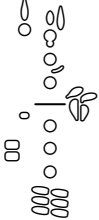
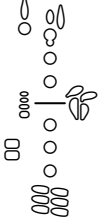
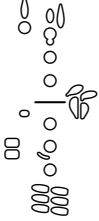
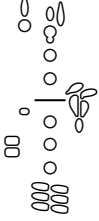

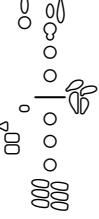


# Legni ClarinetBass

## Empty Diagrams

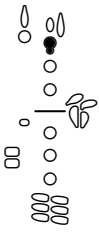
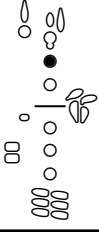
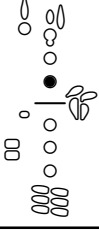
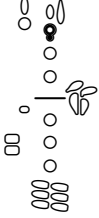
Full Empty Diagrams		
<div style="border: 1px solid black; width: 30px; height: 30px; display: flex; align-items: center; justify-content: center; margin: 10px auto;">1</div>	Low C without trill keys	
<div style="display: flex; gap: 10px; margin: 10px auto;"><div style="border: 1px solid black; padding: 2px 5px;">shift</div><div style="border: 1px solid black; width: 30px; height: 30px; display: flex; align-items: center; justify-content: center;">1</div></div>	Low C with trill keys	
<div style="border: 1px solid black; width: 30px; height: 30px; display: flex; align-items: center; justify-content: center; margin: 10px auto;">2</div>	Low E $\flat$ without trill keys	
<div style="display: flex; gap: 10px; margin: 10px auto;"><div style="border: 1px solid black; padding: 2px 5px;">shift</div><div style="border: 1px solid black; width: 30px; height: 30px; display: flex; align-items: center; justify-content: center;">2</div></div>	Low E $\flat$ with trill keys	

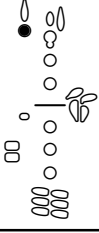
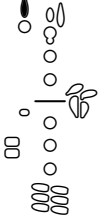
# Legni Clarinet Bass

Isolated Empty Keys		
3	LH sliver key	
4	RH side trill keys	
5	RH sliver key	
6	LH Ab/Eb key	
7	LH low D key	
8	Thumb low D key	

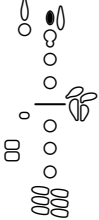
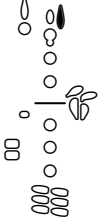

# Legni ClarinetBass

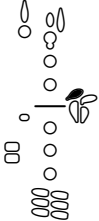
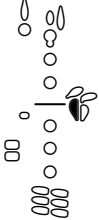
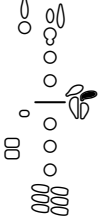
## Keys

Primary LH Keys		
F	LH1	
D	LH2	
S	LH3	
R	LH1 half-hole	

LH Thumb Keys		
V	Thumb	
B	Register key	

# Legni Clarinet Bass

LH Throat and Trill Keys		
T	A key	
G	G# key	
E	LH sliver key	

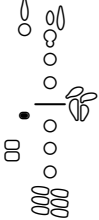
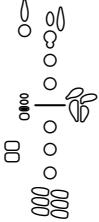
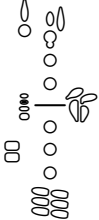
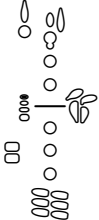
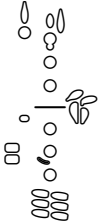
LH Pinky Keys		
A	C#/G# key	
W	LH E/B key	
X	LH F/C key	

# Legni ClarinetBass

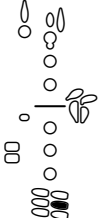
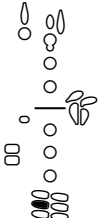
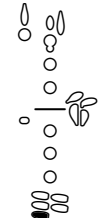
LH Pinky Keys [cont.]		
Z	LH F#/C# key	
Q	LH A♭/E♭ key	

Primary RH Keys		
J	RH1	
K	RH2	
L	RH3	

# Legni Clarinet Bass

RH Side and Trill Keys		
<div style="border: 1px solid black; width: 30px; height: 30px; display: flex; align-items: center; justify-content: center; margin: 10px auto;">M</div>	<p style="text-align: center;">Side B<math>\flat</math> key</p>	
<div style="border: 1px solid black; width: 30px; height: 30px; display: flex; align-items: center; justify-content: center; margin: 10px auto;">N</div>	<p style="text-align: center;">F# trill key</p>	
<div style="border: 1px solid black; width: 30px; height: 30px; display: flex; align-items: center; justify-content: center; margin: 10px auto;">H</div>	<p style="text-align: center;">B trill key</p>	
<div style="border: 1px solid black; width: 30px; height: 30px; display: flex; align-items: center; justify-content: center; margin: 10px auto;">Y</div>	<p style="text-align: center;">C trill key</p>	
<div style="display: flex; align-items: center; justify-content: center; margin: 10px auto;"> <div style="border: 1px solid black; width: 30px; height: 30px; display: flex; align-items: center; justify-content: center; margin-right: 5px;">O</div> <span style="margin: 0 5px;">or</span> <div style="border: 1px solid black; width: 30px; height: 30px; display: flex; align-items: center; justify-content: center;">,</div> </div>	<p style="text-align: center;">RH sliver key</p>	

# Legni Clarinet Bass

RH Pinky Keys		
;	RH F/C key	
P	A $\flat$ /E $\flat$ key	
.	RH F $\sharp$ /C $\sharp$ key	
/	RH E/B key	
'	Low E $\flat$ key	
[	Low D key	



# Legni Clarinet Bass

Low Register Keys		
] ]	Low C# key	
\ \	Low C key	
- -	LH low D key	
= =	Thumb low D key	

## Trills

Add shift to any of the above keys

## Extended Techniques

Rings		
R	LH1 half-hole	
0	Inner ring for LH1	