
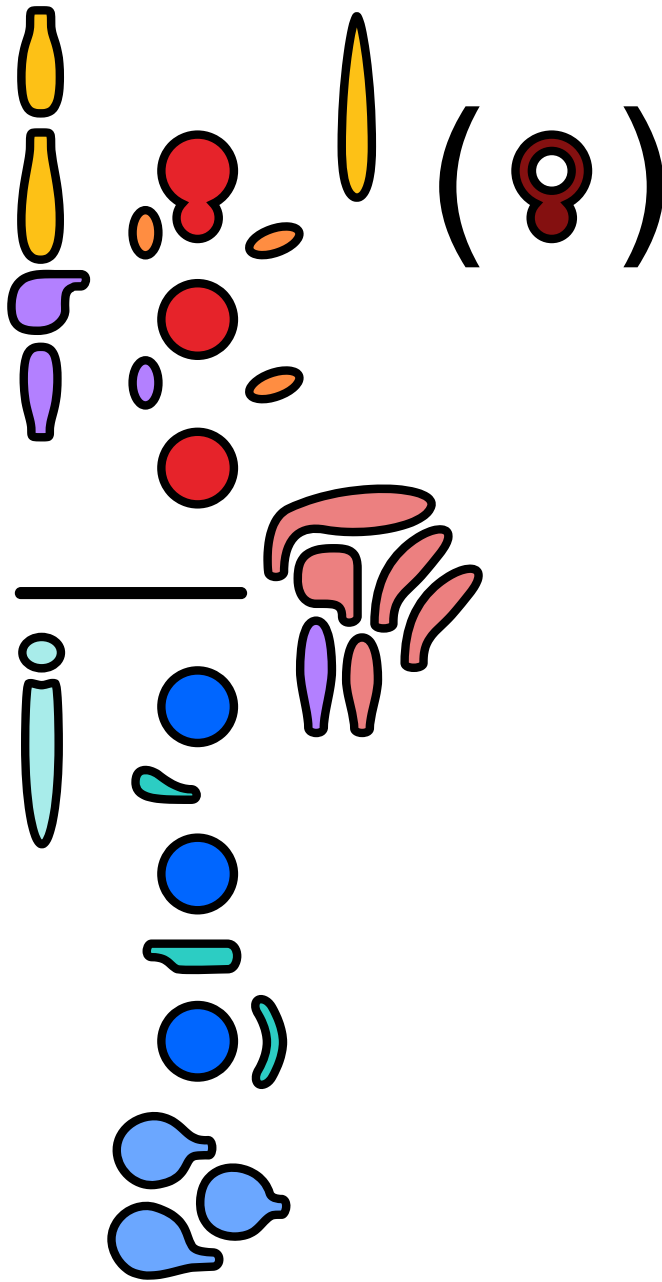










# Legni Oboe


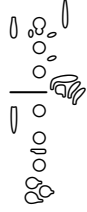



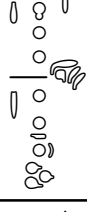



# Legni Oboe



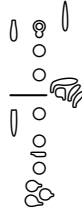
## Empty Diagrams

Full Empty Diagrams		
<div style="border: 1px solid black; width: 20px; height: 20px; display: flex; align-items: center; justify-content: center; margin: 0 auto;">1</div>	<p>Low B<math>\flat</math> without trill keys</p>	
<div style="border: 1px solid black; width: 40px; height: 20px; display: flex; align-items: center; justify-content: center; margin: 0 auto;">shift</div> <div style="border: 1px solid black; width: 20px; height: 20px; display: flex; align-items: center; justify-content: center; margin: 0 auto;">1</div>	<p>Low B<math>\flat</math> with trill keys</p>	
<div style="border: 1px solid black; width: 20px; height: 20px; display: flex; align-items: center; justify-content: center; margin: 0 auto;">2</div>	<p>Low B without trill keys</p>	
<div style="border: 1px solid black; width: 40px; height: 20px; display: flex; align-items: center; justify-content: center; margin: 0 auto;">shift</div> <div style="border: 1px solid black; width: 20px; height: 20px; display: flex; align-items: center; justify-content: center; margin: 0 auto;">2</div>	<p>Low B with trill keys</p>	
<div style="border: 1px solid black; width: 40px; height: 20px; display: flex; align-items: center; justify-content: center; margin: 0 auto;">shift</div> <div style="border: 1px solid black; width: 20px; height: 20px; display: flex; align-items: center; justify-content: center; margin: 0 auto;">3</div>	<p>Full automatic without trill keys</p>	
<div style="border: 1px solid black; width: 40px; height: 20px; display: flex; align-items: center; justify-content: center; margin: 0 auto;">shift</div> <div style="border: 1px solid black; width: 20px; height: 20px; display: flex; align-items: center; justify-content: center; margin: 0 auto;">4</div>	<p>Full automatic with trill keys</p>	
<div style="border: 1px solid black; width: 40px; height: 20px; display: flex; align-items: center; justify-content: center; margin: 0 auto;">shift</div> <div style="border: 1px solid black; width: 20px; height: 20px; display: flex; align-items: center; justify-content: center; margin: 0 auto;">5</div>	<p>Thumbplate without trill keys</p>	
<div style="border: 1px solid black; width: 40px; height: 20px; display: flex; align-items: center; justify-content: center; margin: 0 auto;">shift</div> <div style="border: 1px solid black; width: 20px; height: 20px; display: flex; align-items: center; justify-content: center; margin: 0 auto;">6</div>	<p>Thumbplate with trill keys</p>	

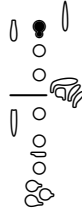


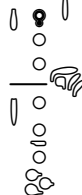
# Legni Oboe

Isolated Empty Keys		
3	Third octave key	
4	LH trill keys	
5	A trill key	
6	LH F key	
7	RH D trill key	
8	Banana key	
9	Long C# key	

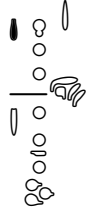
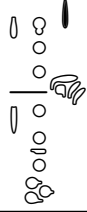
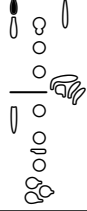
# Legni Oboe



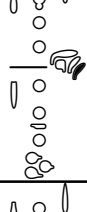
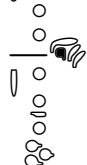
Isolated Empty Keys [cont.]		
<div style="display: flex; justify-content: space-around; align-items: center;"> <div style="border: 1px solid black; padding: 2px 5px;">shift</div> <div style="border: 1px solid black; padding: 2px 5px;">7</div> </div>	Second spatula	
<div style="display: flex; justify-content: space-around; align-items: center;"> <div style="border: 1px solid black; padding: 2px 5px;">shift</div> <div style="border: 1px solid black; padding: 2px 5px;">8</div> </div>	Low A key	
Special Devices		
<div style="border: 1px solid black; padding: 2px 5px;">0</div>	LH1 inner ring	

## Keys


Primary LH Keys		
<div style="border: 1px solid black; padding: 2px 5px;">F</div>	LH1	
<div style="border: 1px solid black; padding: 2px 5px;">D</div>	LH2	
<div style="border: 1px solid black; padding: 2px 5px;">S</div>	LH3	
<div style="border: 1px solid black; padding: 2px 5px;">G</div>	LH1 half-hole	




# Legni Oboe

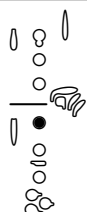
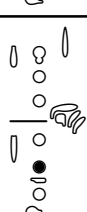
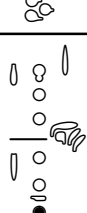
Octave Keys		
V	Octave key	
C	Second octave key	
B	Third octave key	

LH Pinky Keys		
A	G# key	
X	Low B key	
Z	Low Bb key	
W	LH Eb key	

# Legni Oboe

LH Pinky Keys [cont.]		
Q	LH F key	

LH Trill Keys		
T	LH1 spatula	
R	D trill key	
E	C# trill key	

Primary RH Keys		
J	RH1	
K	RH2	
L	RH3	


# Legni Oboe


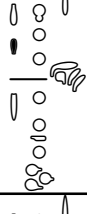
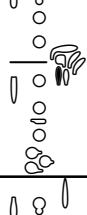
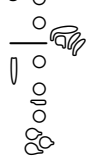
Primary RH Keys [cont.]		
O or ,	F key	

RH Pinky Keys		
;	Low C key	
[	Low C# key	
'	Eb key	

RH Trill and Side Keys		
H	A trill key	
N	RH G# key	
I or M	RH D trill key	

# Legni Oboe

RH Trill and Side Keys [cont.]		
P	Banana key	

Uncommon Keys		
]	Second spatula	
\	Low A key	
-	Long C# key	
=	Thumbplate	




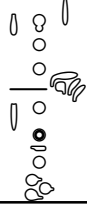

## Trills

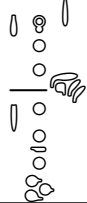

Add shift to any of the above keys






# Legni Oboe



## Extended Techniques

<i>Rings (in italics)</i>		
<input type="checkbox"/> F <i>or</i> <input type="checkbox"/> shift <input type="checkbox"/> F	LH1 ring	
<input type="checkbox"/> D <i>or</i> <input type="checkbox"/> shift <input type="checkbox"/> D	LH2 ring	
<input type="checkbox"/> S <i>or</i> <input type="checkbox"/> shift <input type="checkbox"/> S	LH3 ring	
<input type="checkbox"/> K <i>or</i> <input type="checkbox"/> shift <input type="checkbox"/> K	RH2 ring	
<input type="checkbox"/> L <i>or</i> <input type="checkbox"/> shift <input type="checkbox"/> L	RH3 ring	

<i>Inner rings (in italics)</i>		
<input type="checkbox"/> R <i>or</i> <input type="checkbox"/> shift <input type="checkbox"/> R	LH1 inner ring	
<input type="checkbox"/> E <i>or</i> <input type="checkbox"/> shift <input type="checkbox"/> E	LH2 inner ring	

# Legni Oboe

Inner rings ( <i>in italics</i> ) [cont.]		
<div style="display: flex; align-items: center; justify-content: center; gap: 10px;"> <div style="border: 1px solid black; padding: 2px 5px;">W</div> <span>or</span> <div style="border: 1px solid black; padding: 2px 5px;">shift</div> <div style="border: 1px solid black; padding: 2px 5px;">W</div> </div>	LH3 inner ring	
<div style="display: flex; align-items: center; justify-content: center; gap: 10px;"> <div style="border: 1px solid black; padding: 2px 5px;">I</div> <span>or</span> <div style="border: 1px solid black; padding: 2px 5px;">shift</div> <div style="border: 1px solid black; padding: 2px 5px;">I</div> </div>	RH2 inner ring	
<div style="display: flex; align-items: center; justify-content: center; gap: 10px;"> <div style="border: 1px solid black; padding: 2px 5px;">O</div> <span>or</span> <div style="border: 1px solid black; padding: 2px 5px;">shift</div> <div style="border: 1px solid black; padding: 2px 5px;">O</div> </div>	RH3 inner ring	

Half-holes ( <i>in italics</i> )		
<div style="display: flex; align-items: center; justify-content: center; gap: 10px;"> <div style="border: 1px solid black; padding: 2px 5px;">;</div> <span>or</span> <div style="border: 1px solid black; padding: 2px 5px;">shift</div> <div style="border: 1px solid black; padding: 2px 5px;">;</div> </div>	RH3 half-hole	
<div style="display: flex; align-items: center; justify-content: center; gap: 10px;"> <div style="border: 1px solid black; padding: 2px 5px;">/</div> <span>or</span> <div style="border: 1px solid black; padding: 2px 5px;">shift</div> <div style="border: 1px solid black; padding: 2px 5px;">/</div> </div>	RH3 quarter-hole	
<div style="display: flex; align-items: center; justify-content: center; gap: 10px;"> <div style="border: 1px solid black; padding: 2px 5px;">P</div> <span>or</span> <div style="border: 1px solid black; padding: 2px 5px;">shift</div> <div style="border: 1px solid black; padding: 2px 5px;">P</div> </div>	RH3 three-quarter-hole	