
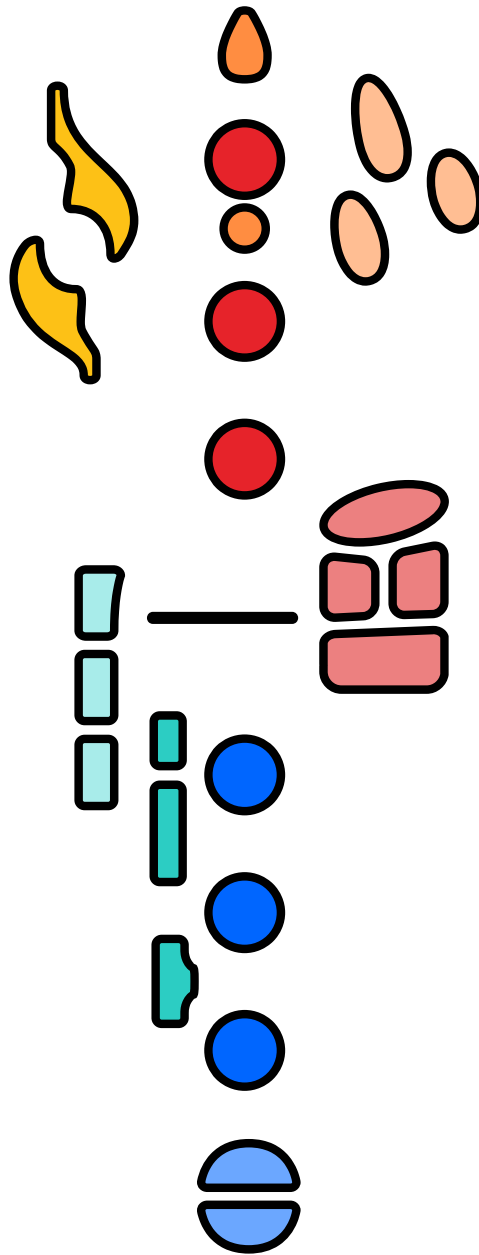
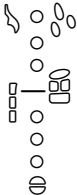
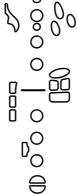
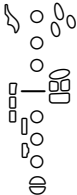
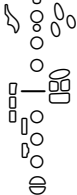
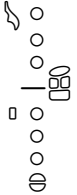
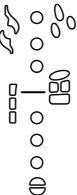
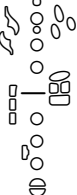


Legni Saxophone

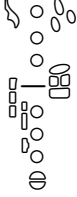
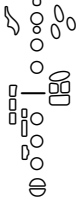


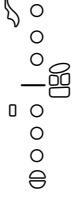
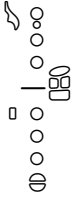
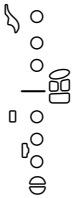
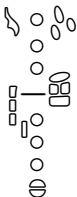
Legni Saxophone

Empty Diagrams

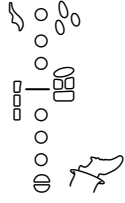
| Full Empty Diagrams | | |
|--|-------------------------------|---|
| <div style="border: 1px solid black; width: 20px; height: 20px; display: flex; align-items: center; justify-content: center; margin: 0 auto;">1</div> | Standard without trill keys |  |
| <div style="border: 1px solid black; width: 40px; height: 20px; display: flex; align-items: center; justify-content: center; margin: 0 auto;">shift</div> <div style="border: 1px solid black; width: 20px; height: 20px; display: flex; align-items: center; justify-content: center; margin: 0 auto; margin-left: 10px;">1</div> | Standard with trill keys |  |
| <div style="border: 1px solid black; width: 20px; height: 20px; display: flex; align-items: center; justify-content: center; margin: 0 auto;">2</div> | High F# without trill keys |  |
| <div style="border: 1px solid black; width: 40px; height: 20px; display: flex; align-items: center; justify-content: center; margin: 0 auto;">shift</div> <div style="border: 1px solid black; width: 20px; height: 20px; display: flex; align-items: center; justify-content: center; margin: 0 auto; margin-left: 10px;">2</div> | High F# with trill keys |  |
| <div style="border: 1px solid black; width: 20px; height: 20px; display: flex; align-items: center; justify-content: center; margin: 0 auto;">3</div> | Simplified |  |
| <div style="border: 1px solid black; width: 20px; height: 20px; display: flex; align-items: center; justify-content: center; margin: 0 auto;">4</div> | Low A Bari without trill keys |  |
| <div style="border: 1px solid black; width: 40px; height: 20px; display: flex; align-items: center; justify-content: center; margin: 0 auto;">shift</div> <div style="border: 1px solid black; width: 20px; height: 20px; display: flex; align-items: center; justify-content: center; margin: 0 auto; margin-left: 10px;">4</div> | Low A Bari with trill keys |  |

Legni Saxophone

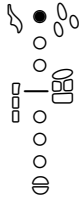
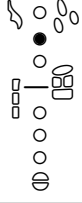
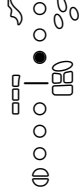
| Full Empty Diagrams [cont.] | | |
|---|--|---|
| <div style="border: 1px solid black; width: 20px; height: 20px; text-align: center; margin: 0 auto;">5</div> | <p>High G Soprano without trill keys</p> |  |
| <div style="border: 1px solid black; width: 40px; height: 15px; display: flex; justify-content: space-between; align-items: center; margin: 0 auto;"> shift </div> <div style="border: 1px solid black; width: 20px; height: 20px; text-align: center; margin: 0 auto; margin-top: 5px;">5</div> | <p>High G Soprano with trill keys</p> |  |

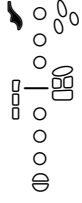
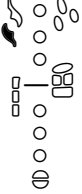
| Isolated Empty Keys | | |
|--|--------------------|---|
| <div style="border: 1px solid black; width: 20px; height: 20px; text-align: center; margin: 0 auto;">6</div> | <p>Front F key</p> |  |
| <div style="border: 1px solid black; width: 20px; height: 20px; text-align: center; margin: 0 auto;">7</div> | <p>Bis key</p> |  |
| <div style="border: 1px solid black; width: 20px; height: 20px; text-align: center; margin: 0 auto;">8</div> | <p>Side F# key</p> |  |
| <div style="border: 1px solid black; width: 20px; height: 20px; text-align: center; margin: 0 auto;">9</div> | <p>High F# key</p> |  |

Legni Saxophone

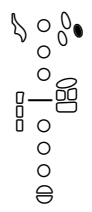
| Special Devices | | |
|---|---------------------|---|
| 0 | Foot-in-bell low A* |  |
| <i>*this item extends beyond the standard frame and must be entered last.</i> | | |

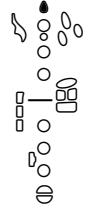
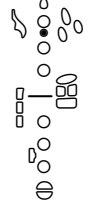
Keys

| Primary LH Keys | | |
|-----------------|-----|---|
| F | LH1 |  |
| D | LH2 |  |
| S | LH3 |  |

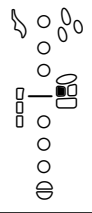
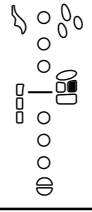
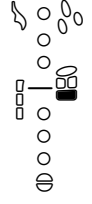
| LH Thumb Keys | | |
|---------------|------------|---|
| V | Octave key |  |
| C | Low A key |  |

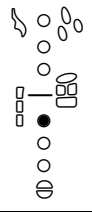
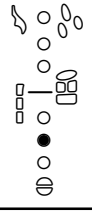
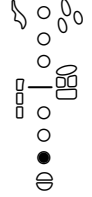
Legni Saxophone

| LH Palm Keys | | |
|--------------|--------------------|---|
| B | High D key |  |
| G | High E \flat key |  |
| T | High F key |  |

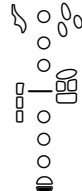
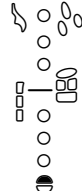
| LH Trill Keys | | |
|---------------|-------------|---|
| R | Front F key |  |
| E | Bis key |  |

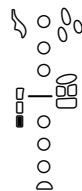
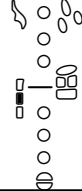
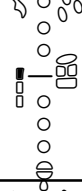
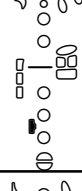
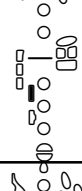
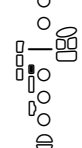
Legni Saxophone

| LH Pinky Keys | | |
|---------------|------------|--|
| A | G# key |  A diagram of a saxophone key mechanism. The key is labeled 'G# key'. It shows the key body, the key cap with a G# symbol, and the key's position on the key bed. The key is shown in its depressed state. |
| Q | Low B key |  A diagram of a saxophone key mechanism. The key is labeled 'Low B key'. It shows the key body, the key cap with a B symbol, and the key's position on the key bed. The key is shown in its depressed state. |
| X | Low C# key |  A diagram of a saxophone key mechanism. The key is labeled 'Low C# key'. It shows the key body, the key cap with a C# symbol, and the key's position on the key bed. The key is shown in its depressed state. |
| Z | Low Bb key |  A diagram of a saxophone key mechanism. The key is labeled 'Low Bb key'. It shows the key body, the key cap with a Bb symbol, and the key's position on the key bed. The key is shown in its depressed state. |

| Primary RH Keys | | |
|-----------------|-----|--|
| J | RH1 |  A diagram of a saxophone key mechanism. The key is labeled 'RH1'. It shows the key body, the key cap with a J symbol, and the key's position on the key bed. The key is shown in its depressed state. |
| K | RH2 |  A diagram of a saxophone key mechanism. The key is labeled 'RH2'. It shows the key body, the key cap with a K symbol, and the key's position on the key bed. The key is shown in its depressed state. |
| L | RH3 |  A diagram of a saxophone key mechanism. The key is labeled 'RH3'. It shows the key body, the key cap with an L symbol, and the key's position on the key bed. The key is shown in its depressed state. |

Legni Saxophone

| RH Pinky Keys | | |
|---------------|-----------|---|
| ; | Low C key |  |
| P | E♭ key |  |

| RH Side and Trill Keys | | |
|------------------------|-------------|---|
| M | Side B♭ key |  |
| N | Side C key |  |
| H | High E key |  |
| , | Side F# key |  |
| . | High F# key |  |
| / | High G key |  |

Legni Saxophone

Trills

Add to any of the above keys